



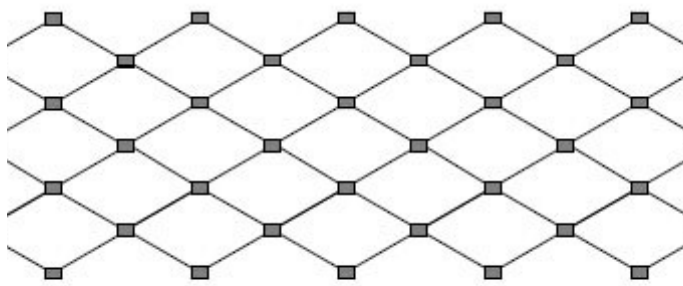
DecorRope

DecorRope stainless steel mesh is assembled by seamless ferrules and stainless steel wire ropes.

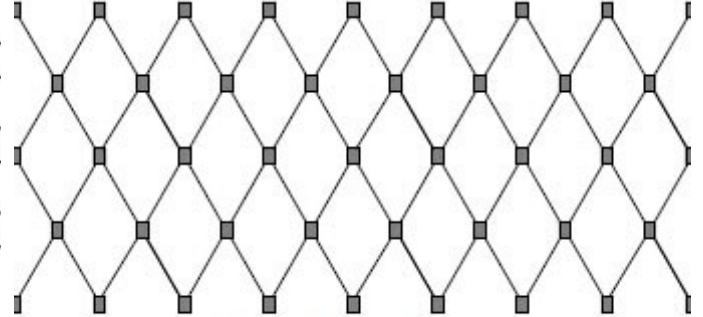
Available: AISI 304, AISI 316 Stainless Steel

Wire Rope					
Rope Diameter	1.0 mm	1.5mm	2.0mm	3.0mm	4.0mm
Structure	7 x 7	7 x 7	7 x 7	7 x 19	7 x 19
Single Wire Strength (N/mm ²)	1770	1770	1770	1570	1570
			<p>Optimal Angle : 60 ° OW : Opening Width OH : Opening Height OG : Opening Gauge OW = OG (60° angle)</p>		
Opening (60°)	Rope Diameter				
OW X OH	1.0 mm	1.5mm	2.0mm	3.0mm	4.0mm
20mm x 35mm	CD1020				
25mm x 43mm	CD1025	CD1525			
30mm x 52mm	CD1030	CD1530			
35mm x 61mm	CD1035	CD1535			
40mm x 69mm	CD1040	CD1540	CD2040		
50mm x 87mm	CD1050	CD1550	CD2050	CD3050	
60mm x 104mm	CD1060	CD1560	CD2060	CD3060	CD4060
70mm x 121mm	CD1070	CD1570	CD2070	CD3070	CD4070
80mm x 139mm	CD1080	CD1580	CD2080	CD3080	CD4080
100mm x 173mm		CD15100	CD20100	CD30100	CD40100
120mm x 208mm		CD15120	CD20120	CD30120	CD40120
180mm x 312mm		CD15180	CD20180	CD30180	CD40180
200mm x 346mm		CD15200	CD20200	CD30200	CD40200
Customized					

Mesh Orientation : Horizontal and Vertical Orientation



Horizontal Orientation

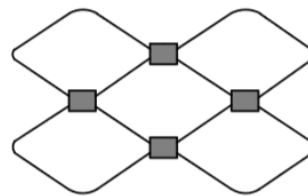


Vertical Orientation

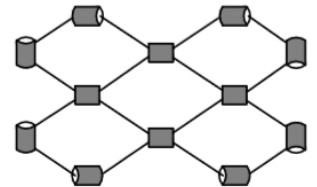
Edge Finish:

Easily install with suitable edge design.

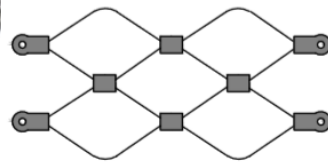
Available 30 patterns. The most popular pattern L10,L18,L22,L24.



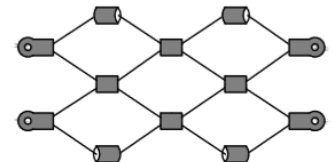
L10



L18



L22



L24




WovenRope

WovenRope stainless steel mesh is weaving with stainless steel wire ropes by hand-woven.


Available: AISI 304,AISI 316 Stainless Steel

Wire Rope					
Rope Diameter	1.2mm	1.5mm	2.0mm	2.5mm	3.2mm
Structure	7 x 7	7 x 7	7 x 7	7 x 19	7 x 19
Single wire Strength (N/mm ²)	1770	1770	1770	1570	1570
Optimal Angle : 60 ° OW : Opening Width OH : Opening Height					
Opening (90°)	Rope Diameter				
OW X OW	1.2mm	1.5mm	2.0mm	2.5mm	3.2mm
20mm x 35mm	WD1220				
25mm x 43mm	WD1225	WD1525			
30mm x 52mm	WD1230	WD1530			
40mm x 69 mm	WD1240	WD1540	WD2040		
50mm x 87mm	WD1250	WD1550	WD2050	WD2550	WD3250
60mm x 104mm	WD1260	WD1560	WD2060	WD2560	WD3260
80 mm x 139 mm	WD1280	WD1580	WD2080	WD2580	WD3280
90mm x 156 mm		WD1590	WD2090	WD2590	WD3290
100mm x 173 mm		WD15100	WD20100	WD25100	WD32100
120mm x 208mm			WD20120	WD25120	WD32120
Customized					

Mesh Orientation : Horizontal and Vertical Orientation



Horizontal Orientation

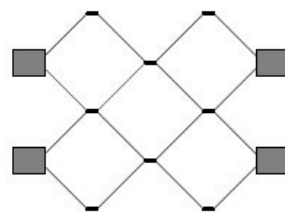


Vertical Orientation

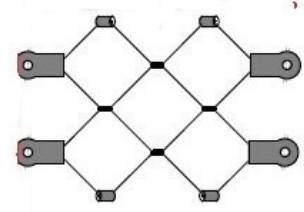
Edge Finish:

Easily install with suitable edge design.

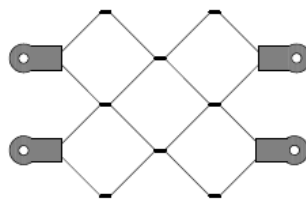
Available L01-L08 patterns. The most popular pattern L01,L05,L07, L08



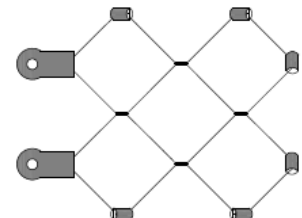
L01



L05



L07



L08

Framed

Round, square tube, rod frame

Rectangular, trapezoid panel, triangular and round shape panel



Colored

Oxidation, PVD coating, electroplate

